

EŞLEME, NESNE TANIMA VE ADLANDIRMA KARTLARI

BANYO EŞYA KARTLARI

GEZEĞEN KARTLARI

MEYVE KARTLARI

OYUNCAK KARTLARI

GIYSİ KARTLARI

TAŞIT KARTLARI

Bu materyal Tohum Otizm Vakfı Eğitim Ar-Ge ekibi tarafından geliştirilmiştir.

Kullanım Talimatları

Bu materyal üç farklı öğretim amacıyla kullanılabilir. Çocuklarda alıcı dil becerilerini geliştirmek amacıyla eşleme, nesne tanıma; ifade edici dil becerilerini geliştirmek için ise nesnelere adlandırma şeklinde planlama yapılabilir. Dilerseniz bu çalışmaları, App Store ve Google Play Store'da yer alan Tohum Eğitim mobil uygulamasını kullanarak dijital ortamda gerçekleştirebilirsiniz. Eşleme çalışması için her sayfadan ikişer çıktı almanız gerekmektedir. Aşağıda eşleme, nesne tanıma ve nesne adlandırma çalışması için öneri çalışma adımlarına yer verilmiştir:



Nesne Eşleme

- Çocuğunuzla yan yana olacak şekilde oturunuz.
- Çocuğunuzun önüne performans düzeyini referans alarak 2 ya da 3 fotoğraf yerleştiriniz.
- Masada bulunan fotoğraflardan birinin eşini elinize alınız.
- Çocuğunuzla göz kontağı kurunuz.
- Resmi göstererek «Eşle» yönergesi sununuz.
- Çocuğunuz doğru eşlediğinde ödüllendiriniz.
- 3 saniye içinde tepkide bulunmaz ise eşlemesi için fiziksel ipucu sununuz.
- Yanlış yönlendirilirse buna engel olup doğru olan kartla eşlemesini sağlayınız.

Nesne Tanıma

- Çocuğunuzla yan yana olacak şekilde oturunuz.
- Çocuğunuzun önüne performans düzeyini referans alarak 2 ya da 3 fotoğraf yerleştiriniz.
- Çocuğunuzla göz kontağı kurunuz.
- «..... göster» yönergesi sununuz.
- Çocuğunuz doğru kartı gösterdiğinde ödüllendiriniz.
- 3 saniye içinde tepkide bulunmaz ise doğru kartı göstermesi için fiziksel ipucu sununuz.
- Yanlış yönlendirilirse buna engel olup doğru olan kartı göstermesini sağlayınız.


Nesne Adlandırma

- Çocuğunuzla yan yana olacak şekilde oturunuz.
- Elinize bir kart alınız.
- Çocuğunuzla göz kontağı kurunuz.
- «Bu ne?» yönergesi sununuz.
- Çocuğunuz kartı doğru adlandığında ödüllendiriniz.
- 3 saniye içinde tepkide bulunmaz ise kartta yer alan nesneyi doğru adlandırması için sözel ipucu «Söyle:» sununuz.
- Çocuğunuz yanlış bir adlandırma yapar ise «Söyle: ...» şeklinde sözel ipucu kullanınız.

BANYO EŞYA KARTLARI








BİTKİ KARTLARI




EV EŞYA KARTLARI





GEZEĞEN KARTLARI






GIYSİ KARTLARI






HAYVAN KARTLARI







İÇECEK KARTLARI





KIRTASIYE ARAÇ KARTLARI










KURUYEMİŞ KARTLARI





MESLEK KARTLARI






MEYVE KARTLARI








MOBİLYA KARTLARI





MUTFAK EŞYA KARTLARI







MÜZİK ALETİ KARTLARI



OYUNCAK KARTLARI






SEBZE KARTLARI










TAŞIT KARTLARI



YİYECEK KARTLARI



BAYRAK KARTLARI



RAKAM KARTLARI



0

1

2

3

4

5










6

7



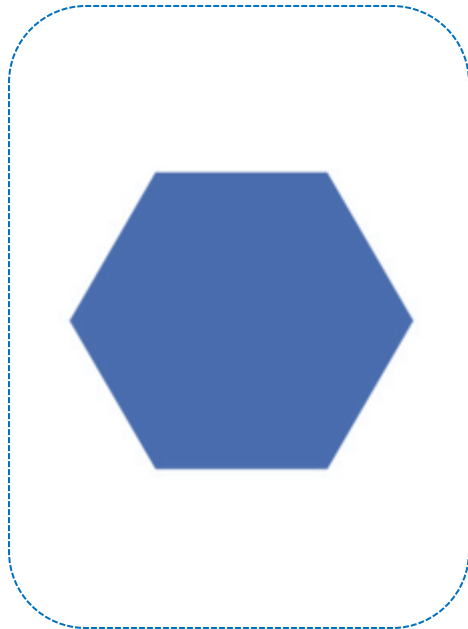






8

9

RENK KARTLARI



ŞEKİL KARTLARI






TOHUM OTİZM VAKFI EĞİTİM MATERYALLERİ SERİSİ

Bu materyal ücretsiz olup eğitim amaçlı kişisel kullanımlar için Tohum Otizm Vakfı Eğitim AR-GE ekibi tarafından oluşturulmuştur. Tohum Otizm Vakfı'nın izni olmadan kopyalanması, çoğaltılması ve dağıtılması yasaktır.

Soru ve sorunlarınız için aşağıdaki mail adresinden Eğitim AR-GE ekibi ile iletişim kurabilirsiniz.
arge@tohumotizm.org.tr



www.tohumotizm.org.tr
www.tohumotizmportali.org.tr

